

SLM Student Loan Trust 2000-4

Quarterly Servicing Report

Report Date: 03/31/2001 Reporting Period: 1/1/01-3/31/01

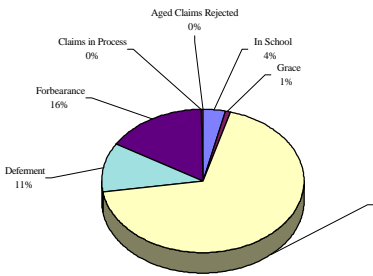
I. Deal Parameters						
Student Loan Portfolio Characteristics						
			12/31/2000	Activity	03/31/2001	
A	i	Portfolio Balance	\$ 1,896,282,593.10	\$ (50,119,697.08)	\$ 1,846,162,896.02	
	ii	Interest to be Capitalized	12,010,149.66		12,320,183.76	
	iii	Total Pool	\$ 1,908,292,742.76		\$ 1,858,483,079.78	
	iv	Specified Reserve Account Balance	4,770,731.86		4,646,207.70	
	v	Total Adjusted Pool	\$ 1,913,063,474.62		\$ 1,863,129,287.48	
B	i	Weighted Average Coupon (WAC)	8.4386%		8.4351%	
	ii	Weighted Average Remaining Term	110.52		109.34	
	iii	Number of Loans	617,199		602,708	
	iv	Number of Borrowers	268,572		261,597	
Notes and Certificates						
			Spread	Balance 1/25/01	% of O/S Securities	Balance 4/25/01
C	i	A-1 Notes 78442GCH7	0.050%	\$ 1,177,560,977.82	60.665%	\$ 1,114,253,033.73
	ii	A-2 Notes 78442GCJ3	0.160%	691,625,000.00	35.631%	691,625,000.00
	iii	B Notes 78442GCK0	0.550%	71,907,000.00	3.704%	71,907,000.00
	v	Total Notes		\$ 1,941,092,977.82	100.000%	\$ 1,877,785,033.73
Reserve Account						
			01/25/2001		04/25/2001	
D	i	Required Reserve Acct Deposit (%)	0.25%		0.25%	
	ii	Reserve Acct Initial Deposit (\$)				
	iii	Specified Reserve Acct Balance (\$)	\$ 4,770,731.86		\$ 4,646,207.70	
	iv	Reserve Account Floor Balance (\$)	\$ 2,002,418.00		\$ 2,002,418.00	
	v	Current Reserve Acct Balance (\$)	\$ 4,770,731.86		\$ 4,646,207.70	

II. 2000-4 Transactions from:		01/01/2001	through:	03/31/2001
A	Student Loan Principal Activity			
i	Regular Principal Collections			\$56,549,559.72
ii	Principal Collections from Guarantor			6,511,181.12
iii	Principal Reimbursements			847,151.81
iv	Other System Adjustments			0.00
v	Total Principal Collections			\$ 63,907,892.65
B	Student Loan Non-Cash Principal Activity			
i	Other Adjustments			\$1,172,162.03
ii	Capitalized Interest			(14,960,357.60)
iii	Total Non-Cash Principal Activity			\$ (13,788,195.57)
C	Total Student Loan Principal Activity			\$ 50,119,697.08
D	Student Loan Interest Activity			
i	Regular Interest Collections			\$20,516,790.78
ii	Interest Claims Received from Guarantors			415,847.85
iii	Late Fee Reimbursements			453,744.97
iv	Interest Reimbursements			21,657.95
v	Other System Adjustments			0.00
vi	Special Allowance Payments			3,653,976.83
vii	Subsidy Payments			4,842,756.83
viii	Total Interest Collections			\$ 29,904,775.21
E	Student Loan Non-Cash Interest Activity			
i	Interest Accrual Adjustment			(\$1,078,816.29)
ii	Capitalized Interest			14,960,357.60
iii	Total Non-Cash Interest Adjustments			\$ 13,881,541.31
F	Total Student Loan Interest Activity			\$ 43,786,316.52

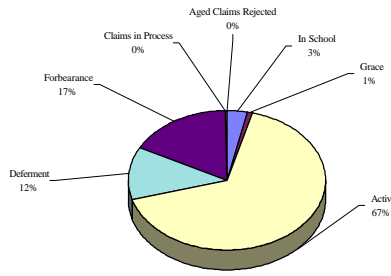
III. 2000-4 Collection Account Activity		01/01/2001	through	03/31/2001
A	Principal Collections			
i	Principal Payments Received-Cash			\$63,060,740.84
ii	Cash Forwarded by Administrator on behalf of Seller			247,081.62
iii	Cash Forwarded by Administrator on behalf of Servicer			8,751.47
iv	Cash Forwarded by Administrator for Consolidation Activity			591,318.72
v	Total Principal Collections			\$ 63,907,892.65
B	Interest Collections			
i	Interest Payments Received-Cash			\$29,429,372.29
ii	Cash Forwarded by Administrator on behalf of Seller			13,362.25
iii	Cash Forwarded by Administrator on behalf of Servicer			5,431.12
iv	Cash Forwarded by Administrator for Consolidation Activity			2,864.58
v	Cash Forwarded by Administrator for Late Fee Activity			453,744.97
vi	Total Interest Collections			\$ 29,904,775.21
C	Other Reimbursements			\$203,157.58
D	Administrator Account Investment Income			\$ 924,662.86
E	Return funds borrowed for previous distribution			\$ -
	TOTAL FUNDS RECEIVED			\$ 94,940,488.30
	LESS FUNDS PREVIOUSLY REMITTED:			
	Servicing Fees			(\$2,830,227.08)
F	TOTAL FUNDS TRANSFERRED TO COLLECTION ACCOUNT			\$ 92,110,261.22
I	Servicing Fees Due for Current Period			\$1,394,512.50
	Less: Servicing ADJ [A iii + B iii]			\$ (14,182.59)
J	Carryover Servicing Fees Due			\$ -
K	Administration Fees Due			\$ 20,000.00
L	Aggregate Swap Fees Due			\$ 48,527.32
M	Total Fees Due for Period			\$ 1,448,857.23

IV. 2000-4 Portfolio Characteristics

STATUS	Weighted Avg Coupon		# of Loans		%		Principal Amount		%		
	12/31/2000	03/31/2001	12/31/2000	03/31/2001	12/31/2000	03/31/2001	12/31/2000	03/31/2001	12/31/2000	03/31/2001	
INTERIM:											
In School											
Current	8.216%	8.218%	23,209	20,825	3.760%	3.455%	\$ 67,824,780.34	\$ 61,491,435.24	3.577%	3.331%	
Grace											
Current	8.205%	8.211%	5,940	5,240	0.963%	0.869%	\$ 17,088,890.60	\$ 14,306,557.16	0.901%	0.775%	
TOTAL INTERIM	8.214%	8.216%	29,149	26,065	4.723%	4.324%	\$ 84,913,670.94	\$ 75,797,992.40	4.478%	4.106%	
REPAYMENT											
Active											
Current	8.473%	8.474%	357,879	349,319	57.984%	57.959%	\$ 1,075,256,527.44	\$ 1,027,795,076.32	56.704%	55.672%	
31-60 Days Delinquent	8.508%	8.525%	26,393	20,997	4.276%	3.484%	\$ 80,083,487.87	\$ 65,708,566.88	4.223%	3.559%	
61-90 Days Delinquent	8.511%	8.492%	14,943	12,632	2.421%	2.096%	\$ 46,462,211.39	\$ 40,299,076.36	2.450%	2.183%	
91-120 Days Delinquent	8.506%	8.426%	8,523	8,668	1.381%	1.438%	\$ 25,511,370.41	\$ 27,163,174.77	1.345%	1.471%	
> 120 Days Delinquent	8.446%	8.469%	21,965	23,155	3.559%	3.842%	\$ 60,224,463.65	\$ 66,999,146.42	3.176%	3.629%	
Deferment											
Current	8.298%	8.284%	70,729	72,392	11.460%	12.011%	\$ 214,082,304.54	\$ 222,182,337.98	11.290%	12.035%	
Forbearance											
Current	8.449%	8.442%	85,961	87,056	13.928%	14.444%	\$ 305,231,156.11	\$ 313,412,270.29	16.096%	16.976%	
TOTAL REPAYMENT	8.450%	8.446%	586,393	574,219	95.009%	95.274%	\$ 1,806,851,521.41	\$ 1,763,559,649.02	95.284%	95.525%	
Claims in Process (1)	8.423%	8.482%	1,657	2,423	0.268%	0.402%	\$ 4,517,400.75	\$ 6,805,081.39	0.238%	0.369%	
Aged Claims Rejected (2)	0.000%	9.000%	-	1	0.000%	0.000%	-	\$ 173.21	0.000%	0.000%	
GRAND TOTAL	8.439%	8.435%	617,199	602,708	100.000%	100.000%	\$ 1,896,282,593.10	\$ 1,846,162,896.02	100.000%	100.000%	



Loan Status by Outstanding Principal, December 31, 2000



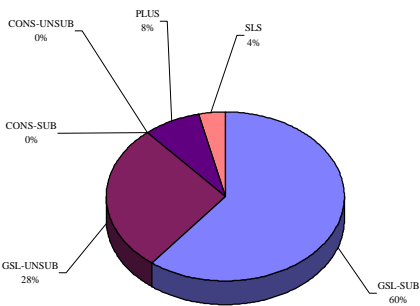
Loan Status by Outstanding Principal, March 31, 2001

- (1) Claims filed and unpaid; includes claims rejected aged less than 6 months.
- (2) Claims rejected (subject to cure) aged 6 months or more; also includes claims deemed incurable pending repurchase.

STATUS	FOUR YEAR SCHOOLS						TWO YEAR SCHOOLS					
	GSL-SUB	GSL-UNSUB	CONS-SUB	CONS-UNSUB	PLUS	SLS	GSL-SUB	GSL-UNSUB	CONS-SUB	CONS-UNSUB	PLUS	SLS
INTERIM:												
In School												
Current	1.954%	0.966%	0.000%	0.000%	0.000%	0.000%	0.156%	0.104%	0.000%	0.000%	0.000%	0.000%
Grace												
Current	0.427%	0.217%	0.000%	0.000%	0.000%	0.000%	0.041%	0.024%	0.000%	0.000%	0.000%	0.000%
TOTAL INTERIM	2.381%	1.183%	0.000%	0.000%	0.000%	0.000%	0.197%	0.128%	0.000%	0.000%	0.000%	0.000%
REPAYMENT:												
Active												
Current	29.001%	12.328%	0.000%	0.000%	4.596%	1.472%	1.968%	0.937%	0.000%	0.000%	0.232%	0.100%
31-60 Days Delinquent	1.679%	0.677%	0.000%	0.000%	0.281%	0.149%	0.183%	0.075%	0.000%	0.000%	0.014%	0.013%
61-90 Days Delinquent	1.049%	0.399%	0.000%	0.000%	0.105%	0.084%	0.137%	0.051%	0.000%	0.000%	0.004%	0.012%
91-120 Days Delinquent	0.717%	0.320%	0.000%	0.000%	0.058%	0.045%	0.101%	0.044%	0.000%	0.000%	0.004%	0.002%
> 120 Days Delinquent	1.647%	0.655%	0.000%	0.000%	0.105%	0.159%	0.286%	0.120%	0.000%	0.000%	0.005%	0.017%
Deferment												
Current	6.504%	3.055%	0.000%	0.000%	0.320%	0.362%	0.636%	0.292%	0.000%	0.000%	0.009%	0.031%
Forbearance												
Current	8.075%	4.130%	0.000%	0.000%	0.771%	0.603%	0.877%	0.416%	0.000%	0.000%	0.037%	0.056%
TOTAL REPAYMENT	48.672%	21.564%	0.000%	0.000%	6.236%	2.874%	4.188%	1.935%	0.000%	0.000%	0.305%	0.231%
Claims in Process (1)	0.148%	0.052%	0.000%	0.000%	0.019%	0.010%	0.038%	0.014%	0.000%	0.000%	0.001%	0.001%
Aged Claims Rejected (2)	0.000%	0.000%	0.000%	0.000%	0.000%	0.000%	0.000%	0.000%	0.000%	0.000%	0.000%	0.000%
TOTAL BY SCHOOL, PROGRAM	51.201%	22.799%	0.000%	0.000%	6.255%	2.884%	4.423%	2.077%	0.000%	0.000%	0.306%	0.232%
TOTAL BY SCHOOL TYPE	83.139%						7.038%					

STATUS	TECHNICAL SCHOOLS						UNKNOWN					
	GSL-SUB	GSL-UNSUB	CONS-SUB	CONS-UNSUB	PLUS	SLS	GSL-SUB	GSL-UNSUB	CONS-SUB	CONS-UNSUB	PLUS	SLS
INTERIM:												
In School												
Current	0.056%	0.054%	0.000%	0.000%	0.000%	0.000%	0.023%	0.018%	0.000%	0.000%	0.000%	0.000%
Grace												
Current	0.028%	0.024%	0.000%	0.000%	0.000%	0.000%	0.007%	0.007%	0.000%	0.000%	0.000%	0.000%
TOTAL INTERIM	0.084%	0.078%	0.000%	0.000%	0.000%	0.000%	0.030%	0.025%	0.000%	0.000%	0.000%	0.000%
REPAYMENT:												
Active												
Current	2.209%	1.410%	0.000%	0.000%	0.876%	0.182%	0.208%	0.116%	0.000%	0.000%	0.013%	0.024%
31-60 Days Delinquent	0.240%	0.141%	0.000%	0.000%	0.050%	0.021%	0.019%	0.011%	0.000%	0.000%	0.004%	0.002%
61-90 Days Delinquent	0.170%	0.097%	0.000%	0.000%	0.025%	0.018%	0.019%	0.010%	0.000%	0.000%	0.000%	0.003%
91-120 Days Delinquent	0.098%	0.058%	0.000%	0.000%	0.008%	0.009%	0.005%	0.002%	0.000%	0.000%	0.000%	0.000%
> 120 Days Delinquent	0.341%	0.208%	0.000%	0.000%	0.035%	0.032%	0.010%	0.007%	0.000%	0.000%	0.000%	0.002%
Deferment												
Current	0.380%	0.253%	0.000%	0.000%	0.023%	0.029%	0.080%	0.051%	0.000%	0.000%	0.002%	0.008%
Forbearance												
Current	0.967%	0.639%	0.000%	0.000%	0.122%	0.090%	0.097%	0.072%	0.000%	0.000%	0.006%	0.018%
TOTAL REPAYMENT	4.405%	2.806%	0.000%	0.000%	1.139%	0.381%	0.438%	0.269%	0.000%	0.000%	0.025%	0.057%
Claims in Process (1)	0.042%	0.027%	0.000%	0.000%	0.006%	0.003%	0.004%	0.004%	0.000%	0.000%	0.000%	0.000%
Aged Claims Rejected (2)	0.000%	0.000%	0.000%	0.000%	0.000%	0.000%	0.000%	0.000%	0.000%	0.000%	0.000%	0.000%
TOTAL BY SCHOOL, PROGRAM	4.531%	2.911%	0.000%	0.000%	1.145%	0.384%	0.472%	0.298%	0.000%	0.000%	0.025%	0.057%
TOTAL BY SCHOOL TYPE	8.971%						0.852%					

STATUS	FOUR YEAR SCHOOLS	TWO YEAR SCHOOLS	TECHNICAL SCHOOLS	UNKNOWN	TOTAL
INTERIM:					
In School					
Current	2.920%	0.260%	0.110%	0.041%	3.331%
Grace					
Current	0.644%	0.065%	0.052%	0.014%	0.775%
TOTAL INTERIM	3.564%	0.325%	0.162%	0.055%	4.106%
REPAYMENT:					
Active					
Current	47.397%	3.237%	4.677%	0.361%	55.672%
31-60 Days Delinquent	2.786%	0.285%	0.452%	0.036%	3.559%
61-90 Days Delinquent	1.637%	0.204%	0.310%	0.032%	2.183%
91-120 Days Delinquent	1.140%	0.151%	0.173%	0.007%	1.471%
> 120 Days Delinquent	2.566%	0.428%	0.616%	0.019%	3.629%
Deferment					
Current	10.241%	0.968%	0.685%	0.141%	12.035%
Forbearance					
Current	13.579%	1.386%	1.818%	0.193%	16.976%
TOTAL REPAYMENT	79.346%	6.659%	8.731%	0.789%	95.525%
Claims in Process (1)	0.229%	0.054%	0.078%	0.008%	0.369%
Aged Claims Rejected (2)	0.000%	0.000%	0.000%	0.000%	0.000%
TOTAL BY SCHOOL TYPE	83.139%	7.038%	8.971%	0.852%	100.000%



(1) Claims filed and unpaid; includes claims rejected aged less than 6 months.

(2) Claims rejected (subject to cure) aged 6 months or more; also includes claims deemed incurable pending repurchase.

VI. 2000-4 Student Loan Rate Calculation and Floating Rate Swap Payments

A	Borrower Interest Accrued During Collection Period	\$ 34,654,850.97
B	Interest Subsidy Payments Accrued During Collection Period	3,974,142.48
C	SAP Payments Accrued During Collection Period	75,821.50
D	INV Earnings Accrued for Collection Period (RESERVE & COLLECTION ACTS)	86,584.73
E	Investment Earnings (ADMINISTRATOR ACCOUNTS)	<u>924,662.86</u>
F	Net Expected Interest Collections	\$ 39,716,062.54
G	Student Loan Rate	
i	Days in Calculation Period	90
ii	Days in Year	360
iii	Net Expected Interest Collections	\$ 39,716,062.54
iv	Primary Servicing Fee	\$ 4,224,739.58
v	Administration Fee	\$ 20,000.00
vi	Aggregate Swap Fees	\$ 48,527.32
vii	Total Pool Balance at Beginning of Collection Period	\$ 1,908,292,742.76
viii	Student Loan Rate	7.42502%

$$(ii/i) * ((iii - iv - v - vi) / vii)$$

H Floating Rate Swap Payments Due to the Trust

	Class A-1	Class A-2	Class B
i Aggregate Notional Swap Amounts	1,177,560,978	691,625,000	71,907,000
ii Libor Based Interest Rates	5.62250%	5.73250%	6.12250%
iii Student Loan Rate Cap	7.42502%	7.42502%	7.42502%
iv Excess Over Cap (ii-iii)	0.00000%	0.00000%	0.00000%
v Floating Rate Swap Payments Due to the Trust	\$ 0.00	\$ 0.00	\$ 0.00

VII. 2000-4 Accrued Interest Factors

	Accrued <u>Int Factor</u>	<u>Accrual Period</u>	
A	Class A-1 Libor Based Interest Rate		5.62250%
B	Class A-1 Interest Rate	0.014056250	(1/25/01-4/25/01)
C	Class A-2 Libor Based Interest Rate		5.73250%
D	Class A-2 Interest Rate	0.014331250	(1/25/01-4/25/01)
E	Class B Libor Based Interest Rate		6.12250%
F	Class B Interest Rate	0.015306250	(1/25/01-4/25/01)

VIII. 2000-4 Inputs From Previous Collection Period		12/31/00			
A	Total Student Loan Pool Outstanding				
i	Portfolio Balance	\$	1,896,282,593.10		
ii	Interest To Be Capitalized		12,010,149.66		
iii	Total Pool	\$	1,908,292,742.76		
iv	Specified Reserve Account Balance		4,770,731.86		
v	Total Adjusted Pool	\$	1,913,063,474.62		
B	Total Note and Certificate Factor		0.94480894835		
C	Total Note and Certificate Balance	\$	1,941,092,977.82		
D	Note Balance	01/25/2001	Class A-1	Class A-2	Class B
i	Current Factor		0.9121662170	1.0000000000	1.0000000000
ii	Expected Note Balance	\$	1,177,560,977.82	\$ 691,625,000.00	\$ 71,907,000.00
E	Note Principal Shortfall	\$	28,029,503.20	\$ 0.00	\$ 0.00
F	Interest Shortfall	\$	0.00	\$ 0.00	\$ 0.00
G	Interest Carryover	\$	0.00	\$ 0.00	\$ 0.00
H	Reserve Account Balance	\$	4,770,731.86		
I	Unpaid Primary Servicing Fees from Prior Month(s)	\$	0.00		
J	Unpaid Administration fees from Prior Quarter(s)	\$	0.00		
K	Unpaid Carryover Servicing Fees from Prior Quarter(s)	\$	0.00		
L	Interest Due on Unpaid Carryover Servicing Fees	\$	0.00		
M	Unpaid Floating Rate Swap Payment Reimbursements	\$	0.00		
N	Interest Due on Unpaid Floating Rate Swap Payment Reimbursements	\$	0.00		

IX. 2000-4 Waterfall for Distributions		Remaining	
		<u>Funds Balance</u>	
A	Total Available Funds (Sections III-F + VI-D +VI-H-v + X-G-vii)	\$ 92,321,370.11	\$ 92,321,370.11
B	Primary Servicing Fees-Current Month	\$ 1,380,329.91	\$ 90,941,040.20
C	Administration Fee	\$ 20,000.00	\$ 90,921,040.20
D	Swap Fees		
i	Fixed Rate Swap Payment	\$ 18,123.45	\$ 90,902,916.75
ii	Fixed Rate Swap Payment	\$ 18,123.45	\$ 90,884,793.30
iii	Fixed Rate Swap Payment	\$ 12,280.42	\$ 90,872,512.88
iv	Total Swap Fees	\$ 48,527.32	
E	Noteholder's Interest Distribution Amount		
i	Class A-1	\$ 16,552,091.49	\$ 74,320,421.39
ii	Class A-2	\$ 9,911,850.78	\$ 64,408,570.61
iii	Class B	\$ 1,100,626.52	\$ 63,307,944.09
iv	Total Noteholder's Interest Distribution	\$ 27,564,568.79	
F	Noteholder's Principal Distribution Amount Paid		
i	Class A-1	\$ 63,307,944.09	\$ (0.00)
ii	Class A-2	\$ 0.00	\$ (0.00)
iii	Class B	\$ 0.00	\$ (0.00)
iv	Total Noteholder's Principal Distribution	\$ 63,307,944.09	
G	Increase to the Specified Reserve Account Balance	\$ 0.00	\$ (0.00)
H	Floating Rate Swap Payment Reimbursement	\$ 0.00	\$ (0.00)
I	Carryover Servicing Fees	\$ 0.00	\$ (0.00)
J	Noteholder's Interest Carryover		
i	Class A-1	\$ 0.00	\$ 0.00
ii	Class A-2	\$ 0.00	\$ 0.00
iii	Class B	\$ 0.00	\$ 0.00
iv	Total Noteholder's Interest Carryover	\$ 0.00	
K	Excess to Reserve Account	\$ 0.00	\$ 0.00

X. 2000-4 Distributions

Distribution Amounts		Class A-1	Class A-2	Class B
i	Quarterly Interest Due	\$ 16,552,091.49	\$ 9,911,850.78	\$ 1,100,626.52
ii	Quarterly Interest Paid	<u>16,552,091.49</u>	<u>9,911,850.78</u>	<u>1,100,626.52</u>
iii	Interest Shortfall	\$ 0.00	\$ 0.00	\$ 0.00
iv	Interest Carryover Due	\$ 0.00	\$ 0.00	\$ 0.00
v	Interest Carryover Paid	<u>0.00</u>	<u>0.00</u>	<u>0.00</u>
vi	Interest Carryover	\$ 0.00	\$ 0.00	\$ 0.00
vii	Quarterly Principal Due	\$ 77,963,690.34	\$ 0.00	\$ 0.00
viii	Quarterly Principal Paid	<u>63,307,944.09</u>	<u>0.00</u>	<u>0.00</u>
ix	Quarterly Principal Shortfall	\$ 14,655,746.25	\$ 0.00	\$ 0.00
x	Total Distribution Amount	\$ 79,860,035.58	\$ 9,911,850.78	\$ 1,100,626.52

Principal Distribution Reconciliation		
i	Notes Outstanding Principal Balance 3/31/01	\$ 1,941,092,977.82
ii	Adjusted Pool Balance 3/31/01	<u>1,863,129,287.48</u>
iii	Adjusted Pool Exceeding Notes Balance (i-ii)	<u>\$ 77,963,690.34</u>
iv	Adjusted Pool Balance 12/31/00	\$ 1,913,063,474.62
v	Adjusted Pool Balance 3/31/01	<u>1,863,129,287.48</u>
vi	Current Principal Due (iv-v)	\$ 49,934,187.14
vii	Principal Shortfall from Previous Collection Period	<u>28,029,503.20</u>
viii	Principal Distribution Amount (vi + vii)	<u>\$ 77,963,690.34</u>
ix	Principal Distribution Amount Paid	\$ 63,307,944.09
x	Principal Shortfall (viii - ix)	\$ 14,655,746.25

C	Total Principal Distribution	\$ 63,307,944.09
D	Total Interest Distribution	27,564,568.79
E	Total Cash Distributions	\$ 90,872,512.88

Note Balances		01/25/2001	04/25/2001
i	A-1 Note Balance (78442GCH7)	\$ 1,177,560,977.82	\$ 1,114,253,033.73
	A-1 Note Pool Factor	0.9121662170	0.8631264059
ii	A-2 Note Balance (78442GCJ3)	\$ 691,625,000.00	\$ 691,625,000.00
	A-2 Note Pool Factor	1.0000000000	1.0000000000
iii	B Note Balance (78442GCK0)	\$ 71,907,000.00	\$ 71,907,000.00
	B Note Pool Factor	1.0000000000	1.0000000000

Reserve Account Reconciliation		
i	Beginning of Period Balance	\$ 4,770,731.86
ii	Deposits to correct Shortfall	\$ -
iii	Deposits from Excess Servicing	\$ -
iv	Total Reserve Account Balance Available	\$ 4,770,731.86
v	Required Reserve Account Balance	\$ 4,646,207.70
vi	Shortfall Carried to Next Period	\$ -
vii	Excess Reserve - Release to Waterfall	\$ 124,524.16
viii	Ending Reserve Account Balance	\$ 4,646,207.70

XI. 2000-4

Historical Pool Information

	2000	
	1/1/01-3/31/01	7/24/00-12/31/00
Beginning Student Loan Portfolio Balance	\$ 1,896,282,593.10	\$ 1,983,787,856.25
Student Loan Principal Activity		
i Regular Principal Collections	\$ 56,549,559.72	\$ 87,860,132.14
ii Principal Collections from Guarantor	6,511,181.12	3,149,745.11
iii Principal Reimbursements	847,151.81	28,076,964.02
iv Other System Adjustments	-	-
v Total Principal Collections	\$ 63,907,892.65	\$ 119,086,841.27
Student Loan Non-Cash Principal Activity		
i Other Adjustments	\$ 1,172,162.03	\$ 2,307,144.87
ii Capitalized Interest	(14,960,357.60)	(33,888,722.99)
iii Total Non-Cash Principal Activity	\$ (13,788,195.57)	\$ (31,581,578.12)
(-) Total Student Loan Principal Activity	\$ 50,119,697.08	\$ 87,505,263.15
Student Loan Interest Activity		
i Regular Interest Collections	\$ 20,516,790.78	\$ 35,742,547.37
ii Interest Claims Received from Guarantors	415,847.85	107,549.91
iii Late Fee Reimbursements	453,744.97	729,002.97
iv Interest Reimbursements	21,657.95	337,714.28
v Other System Adjustments	-	(1,333.71)
vi Special Allowance Payments	3,653,976.83	2,658,426.84
vii Subsidy Payments	4,842,756.83	3,936,472.16
viii Total Interest Collections	\$ 29,904,775.21	\$ 43,512,379.82
Student Loan Non-Cash Interest Activity		
i Interest Accrual Adjustment	\$ (1,078,816.29)	\$ (2,222,294.44)
ii Capitalized Interest	14,960,357.60	33,888,722.99
iii Total Non-Cash Interest Adjustments	\$ 13,881,541.31	\$ 31,666,428.55
Total Student Loan Interest Activity	\$ 43,786,316.52	\$ 75,178,808.37
(=) Ending Student Loan Portfolio Balance	\$ 1,846,162,896.02	\$ 1,896,282,593.10
(+) Interest to be Capitalized	\$ 12,320,183.76	\$ 12,010,149.66
(=) TOTAL POOL	\$ 1,858,483,079.78	\$ 1,908,292,742.76
(+) Reserve Account Balance	\$ 4,646,207.70	\$ 4,770,731.86
(=) Total Adjusted Pool	\$ 1,863,129,287.48	\$ 1,913,063,474.62

XII. 2000-4		Payment History and CPRs	
Distribution Date	Actual Pool Balances	Actual	Since Issued CPR *
Oct-00	\$ 1,962,371,799		4.03%
Jan-01	\$ 1,908,292,743		4.83%
Apr-01	\$ 1,858,483,080		4.49%

* "Since Issued CPR" is based on the current period's ending pool balance calculated against the original pool balance and assuming cutoff date pool data.